



# English Research method



With love Ruth



**Our lesson plan method activities**






# Welcome to Class !





## Today's Agenda

- Write agenda in easy-to-read bullet points
- List the topics you will cover in class
- Give the allotted time per topic or activity
- Add a title for the agenda if you like
- Also the activities you propose to do
- Add extra guidelines if there are any





# Class Objectives and Rules



Objectives inform students the learning outcomes of the class. What will they know? What will they be able to do?



Rules provide the structure necessary for an engaging and productive class. Keep it simple and easy to follow.







# Lesson for Today



## Brief Introduction

Kick off the class with an introduction of today's lesson or topic. You can be straightforward about it or you can formulate questions that will lead to the formal class discussion. Duplicate this page as many times as needed.






# Understanding the Lesson




## Concept and Definition

take the discussion further by talking about the lesson's key concepts and its corresponding definitions. Duplicate this page as many times as needed to give you more space for discussion.





## Concept and Definition

take the discussion further by talking about the lesson's key concepts and its corresponding definitions. Duplicate this page as many times as needed to give you more space for discussion.








# Look at the Examples



Elaborate on the concepts with helpful examples and illustrations. Duplicate this page as many times as needed to give you more space for discussion.



Elaborate on the concepts with helpful examples and illustrations. Duplicate this page as many times as needed to give you more space for discussion.





# Let's Discuss !



and Analyze Together





## Question 1

Discussing a lesson as a class certainly boosts students' interest and engagement. Aside from helping them stay focused, it allows them to think deeply, create connections, and get different perspectives on the subject matter.



## Question 2

Discussing a lesson as a class certainly boosts students' interest and engagement. Aside from helping them stay focused, it allows them to think deeply, create connections, and get different perspectives on the subject matter.





# Is everything clear so far?

Kick off the class with an introduction of today's lesson or topic. You can be straightforward about it or you can formulate questions that will lead to the formal class discussion. Duplicate this page as many times as needed.





## Activity Time

Kick off the class with an introduction of today's lesson or topic. You can be straightforward about it or you can formulate questions that will lead to the formal class discussion. Duplicate this page as many times as needed.




## Try & Learn

# Look at the Illustrations



Individual exercises extend a student's grasp of the lesson. It allows them to synthesize on their own and think of ways they can apply their new learnings in real life. Aside from seatworks, student-led activities that can be done by pairs or by group widen their grasp and interpretation of the lesson. Be creative with the activity with clear directions and a set number of minutes to finish.





# Worksheet



Add instructions or guidelines here.  
You can also put in the amount of time allotted for this.



## Question 1

Write the question you want to ask your students and allot space for the answers.

### Answer 1

.....




## Question 2

Write the question you want to ask your students and allot space for the answers.



### Answer 2

.....




# Watch this Video

Let your students watch relevant educational videos that help reinforce the lesson for the day. It's no secret that it helps students stay interested and engaged. Duplicate this page as many times as needed.





# Comprehension Questions



## Question 1

Discussing a lesson as a class certainly boosts students' interest and engagement. Aside from helping them stay focused, it allows them to think deeply, create connections, and get different perspectives on the subject matter.



## Question 2

Discussing a lesson as a class certainly boosts students' interest and engagement. Aside from helping them stay focused, it allows them to think deeply, create connections, and get different perspectives on the subject matter.





# Summary of Today's Class



## Recap 1

Cap off a productive class with key summary points students can easily remember.



## Recap 2

You can provide this for the class as a way of formally wrapping up everything discussed.





## Recap 3

Recaps can also be led by students for a more enriching experience.



## Recap 4

Summaries and recaps also reinforce the objectives laid out before the class started.





# Thank you for joining today's class.



Use this space for announcements, homework, or  
ways students can approach you if ever they have  
questions.

